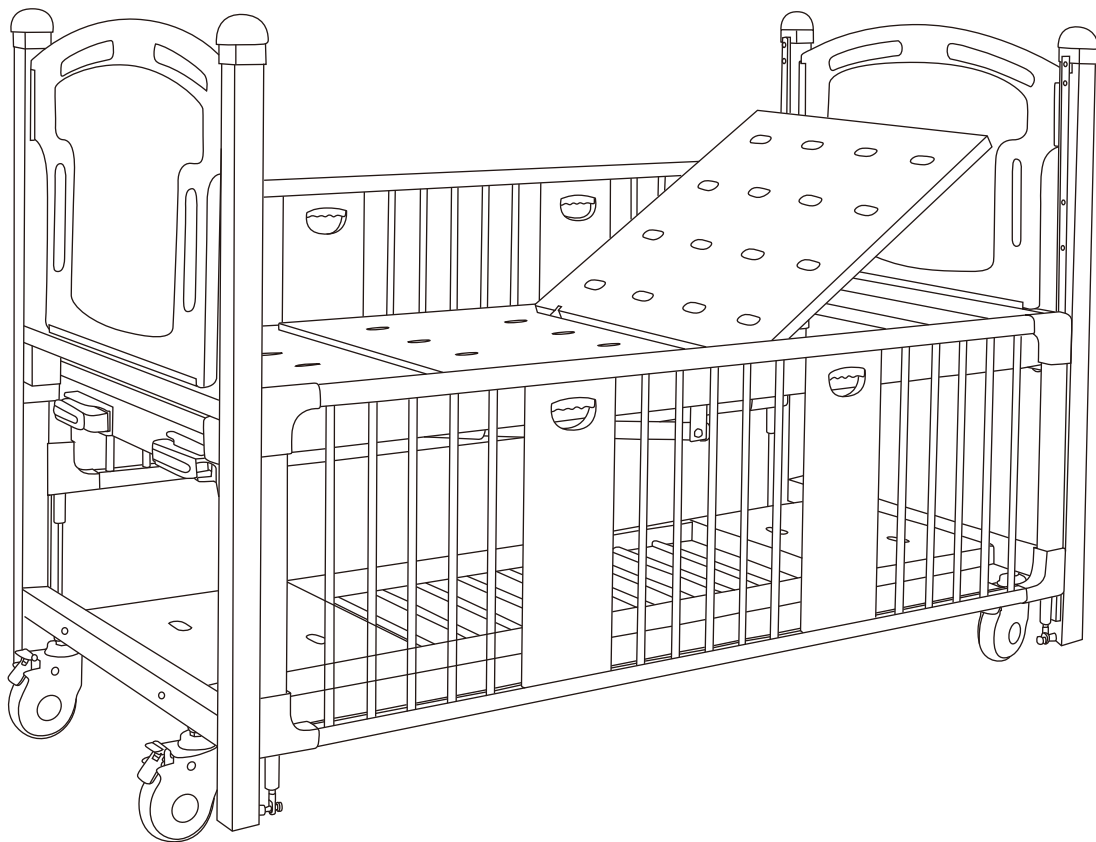


YA-PM2-3

# User Manual

## Two Function Manual Pediatric Bed





# Table of contents

1.Introduction .....	01
2.Specification of the product.....	02
3.Stock and transport condition .....	02
4.Product Interfaces .....	03
5.General introduction.....	04
6.Construction .....	04
7.Bed main part .....	04
8.Remote control.....	05
9.Analysis and elimination of malfunction.....	06

# 1. INTRODUCTION

## — Dear Customers

Thanks for choosing our Two function manual pediatric bed YA-PM2-3. We will provide thoughtful after-sales service in the whole process of using your products. Meanwhile, we hope to get your valuable opinions to innovate the technology in the industry and better serve the treatment and nursing of patients.

Zhangjiagang medi medical equipment co., ltd. will do its best to avoid printing the text or image errors, but not responsible for the possible negligence. The criterion for the goods are based on the standard of the material.

**Again, thank you for selecting this Stainless Steel Baby Crib MC-B07.**

## 2.Specification of the product

	Item	Parameter	Remarks
Mattress support platform	Length	1780mm	Not including the bed frame
	Width	850 mm	
	The lowest height from the floor	650 mm	
The biggest angles	Angle of back section	0-75°	
	Angle of knee section	0-40°	
The mattress support platform up and down distance		240 mm	
Outer sizes	Length	1880 mm	
	Width	900 mm	
Weight	Bed weight	Approx. 130 kg	
	Safe working load	180 kg	Including mattress and other accessories

## 3.Stock and transport condition

- a) Environment condition : -40°C ~+70°C
- b) Atmospheric moisture : 10% ~100%
- c) Atmospheric pressure : 500hPa ~1060hPa

## 4. Product Interfaces



NO.	Description	NO.	Description
1	Foot board	5	Castor
2	Manual crank	6	Storage shelf
3	Bed platform	7	Side rail adjustment buckel
4	Head board		

## 5. General introduction

This manual bed is specially designed for the care of children during treatment and rehabilitation. By combining the beautiful design with the compact structure, the bed is widely accepted and used to reduce the workload of nurses and nurses, and provide patients with great comfort. All positions are realized by automatic motor control, thus providing patients with efficient care. Increase the guardrail to protect the safety of children and prevent falling from the bed.

## 6. Construction

The frame of bed is constructed by international quality metal to guarantee its strength. Bed frame will process electrophoretic plating before coated with polyester, this maximum extend lifespan of the bed and avoid corrosion.


The whole bed is electrically controlled, with superior actuator system, with protection level of IP54. All the wire is well allocated along with the frame tube to get a maximum neat bed environment .

Mattress platform is with air-flow hole to let the platform has the feature of air penetrating.

## 7. Bed main part

### Head/foot board

Bed head foot part is from one time moulding to get a perfect solidity . With reasonable design to let the operator transport the bed in comfortable way .

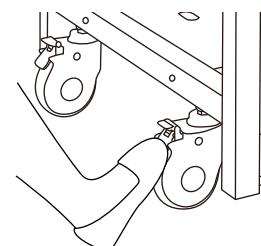


Head/end board

### Brake system operation

#### a) brake


Four castors can be braked separately.  
Step on the brake part down to lock the bed



Step on brake

#### b) unlock the bed

Step up the brake to unlock the bed




Step up brake

## 8. Remote control

### Siderail control

You need to press simultaneously to lower the guardrail





## 9. Analysis and elimination of malfunction

Description of malfunction	Analysis of cause	Elimination measures
The brake is out of control	Pin and axis drop off	Reinstall Pin and axis and lock them
	Wrong operation of pedal	Operation once again
	Brake system of castors is abraded	Tear down and adjust the clearance of briquet
	Castors are broken	Change the castors
The motor is out of control	The fuse plug is burnt	Change the fuse plug
	The socket loses contact	Change the socket
	The circuit of connect port gets loose	Reconnect
	The battery is out of use	Electrification and change the battery
Part of performance index cannot come true	The gemel is released	Repair the pin and axis of the gene
	The down-lead of corresponding port is connected wrongly	Correct the connector
The locker of the side rails is out of use	The lock system is integrated wrongly	Repair or change
	There is something obstacle about the side rails and the bed surface	Eliminate the incumbrance
	Wrong operation	Refer to the use instruction

### Cautions

- a) The nurse should use the nurse control to lock the function of the bed when a helpless patient takes use of the product.
- b) If there is no direct care, the bed and the side rails should be in a complete brake state. The distance from the bed surface to the ground should be the lowest. The urgent control button should be off.
- c) Each side of the bed is forbidden being seated 2 persons or exceeding the safe load.
- d) The body is not allowed to stand on the folding bed.
- e) The soft wire is forbidden taking as driving tools when the bed is moving.
- f) The parts need to be changed during the cause of usage according to the original material, model and specification.
- g) When the bed is operated, it may cause electromagnetic interference, but other equipments can not affect this product.

- h) The reserve source of electrical power is electricized battery, so it doesn't need maintenance. It just needs electricizing after use for many times to guaranty the self-life of the battery.
- i) The control board should be far from liquid, and no throwing, stamping, squeezing and roller compaction.
- j) It is forbidden moving on the rugged road.
- k) it is not allowed to be used or stored in corrosive gases (liquid).
- l) It must be operating by professional when repairing the electric appliance (e.g. Change fuse) before repair, it must to cut power off firstly; the plug socket must to be placed wall-socket inside of bed. The height can't over than 500mm, prohitten enlarge the length of soft-wire for the sake of expand the range of use of the bed
- m) If there is something wrong when the bed is moving, firstly cut the power off, and then take measures to eliminate the malfunction by professional staff.
- n) Control the strength when the brake pedal of the castors is operated; prohibit stepping on fiercely in case of damaging the structure.

#### R Service promise

Within the warranty, please contact the agent about after-service. When the manual bed was sold into the European market, the agent of EEA authorized by our company will carry out promise.

# CONTACT US



Youtube



Web

Pls scan the QR code for more info

-  + (86) 139 6223 1292
-  [info@medik-medical.com](mailto:info@medik-medical.com)  
[info@mediksurgical.com](mailto:info@mediksurgical.com)
-  [www.medik-medical.com](http://www.medik-medical.com)  
[www.mediksurgical.com](http://www.mediksurgical.com)